







Tasks:

- 1 Prepare large picture cards of things children should and shouldn't do.
- 2 Paste the picture cards on the classroom walls.
- 3 Divide the pupils into groups.
- 4 Ask pupils to explain to each other about what they should and shouldn't do. Encourage them to provide the consequences of each picture card provided.

Examples:

<p>1.</p> 	<p>2.</p> 	<p>3.</p> 
<p>Don't run on wet floor</p>	<p>Don't play on the streets</p>	<p>Don't use your phone while crossing the road</p>
<p>4.</p> 	<p>5.</p> 	<p>6.</p> 
<p>Don't feed wildlife</p>	<p>Don't run on a busy road</p>	<p>Don't go swimming without adult's supervision</p>